

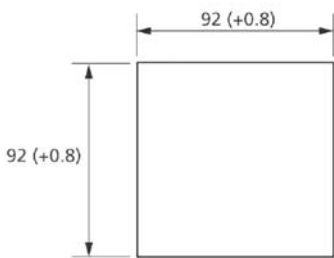
Power Monitor

M850-MP1

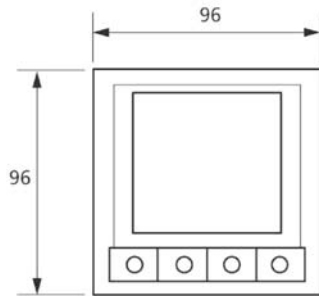
MultiPower metering system for AC applications



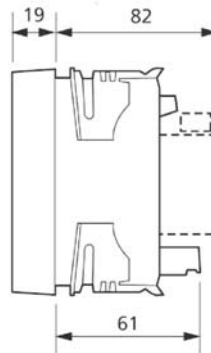
CUTOUTS, DIMENSIONS AND CONNECTIONS



Panel Cutout (in mm)

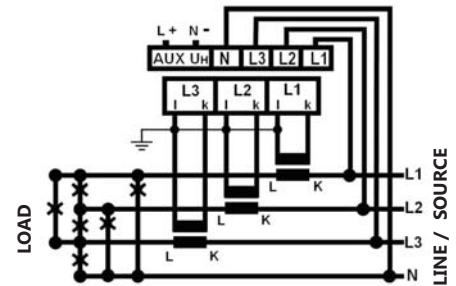


Meter Dimensions (in mm)



Wiring Connections

- k = X1 (white)
- l = X2 (black) = Grounded
- K = H1 = faces Source
- L = H2



	Voltage				Current		
	L1	L2	L3	N	L1	L2	L3
1ph	✓	✗	✗	✓	✓	✗	✗
1ph 3W	✓	✓	✗	✓	✓	✓	✗
3ph 3W	✓	✓	✓	✗	✓	✗	✓
3ph 4W	✓	✓	✓	✓	✓	✓	✓
3ph 3W BAL	✓	✓	✓	✗	✓	✗	✗
3ph 4W BAL	✓	✗	✗	✓	✓	✗	✗

Unused voltage terminals are internally connected.
Secondary of CTs must be connected to ground/earth.



For more information on this product, please contact:
PC&S, Inc. at +1 (800) 523-9194 or +1 (973) 448-9400
www.pc-s.com